


1x4+1 XTND 4K SPLITTER



PRODUCT CODE: XTND4K100TPC141



VCP-22112018

CONTENTS

Box contents and system introduction	2
System features	2
Splitter front and back connections	3
Display receiver front and back connections	4
Wiring diagram	5
Cables and wiring	6
Specification	7
Warranty	8

IN THE BOX

- 1x XTND 4K 1x4+1 hub
- 4x XTND 4K 100 TPC display receivers
- 1x 12V3a PSU
- 4x IR RX
- 1x IR TX
- 8x Flat-to-the-wall mounting brackets

SYSTEM: XTND 4K SPLITTER

The XTND4K100TPC141 uses sophisticated Tipping Point Compression to distribute 18G content to upto 5 locations. It supports upto 4 locations via CAT6/6a cable, providing PoE power to the receivers and 1 local HDMI out.

Please fully read and adhere to the setup information and operational instructions contained within this installation manual.

SYSTEM FEATURES

HDMI® 2.0 (a/b) HDCP 2.2 compliant

18Gbps data rate throughout (up to 30m)

Supports all resolutions up to and inc. Ultra HD 4K 60 4:4:4

Supports all current High Dynamic Range (HDR) formats inc. Dolby Vision®

Supports all current audio formats up to Dolby Atmos® and DTS:X®

HDMI loop port on hub

Receivers receive power via PoE from hub

XTND 4K SPLITTER REAR CONNECTIONS

1."DC 12V": Plug the 12V DC power supply into the unit

2."IR (OUT)": Connect an IR TX to this port to control your source device via IR

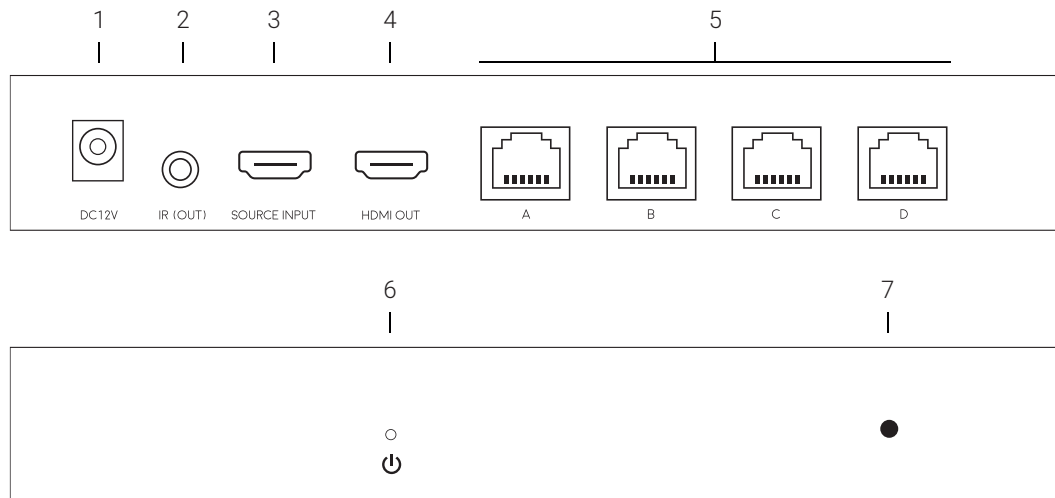
3."SOURCE INPUT": Use to connect a HDMI source device to the splitter

4."HDMI Output": Connect a local display, or another 'daisy-chained' XTND 4K splitter unit to this port via a HDMI cable

5."Cat6 Cable Outputs [A-D]": Connect the XTND receivers to these ports via a Cat6 cable

6."Power LED": Indicates whether or not the splitter is receiving power

7."Reset Button": Press to reboot the unit

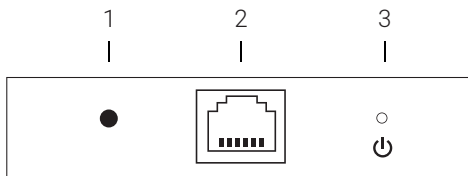


DISPLAY RECEIVERS

1."Reset Button": Press to reboot the receiver unit

2."Cat6 Input": Connect to your splitter via Cat6 cable

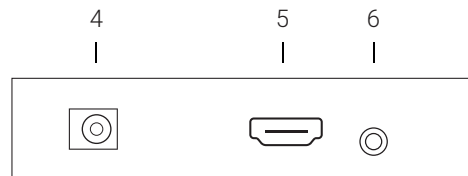
3."Power LED": Indicates whether the receiver is receiving power



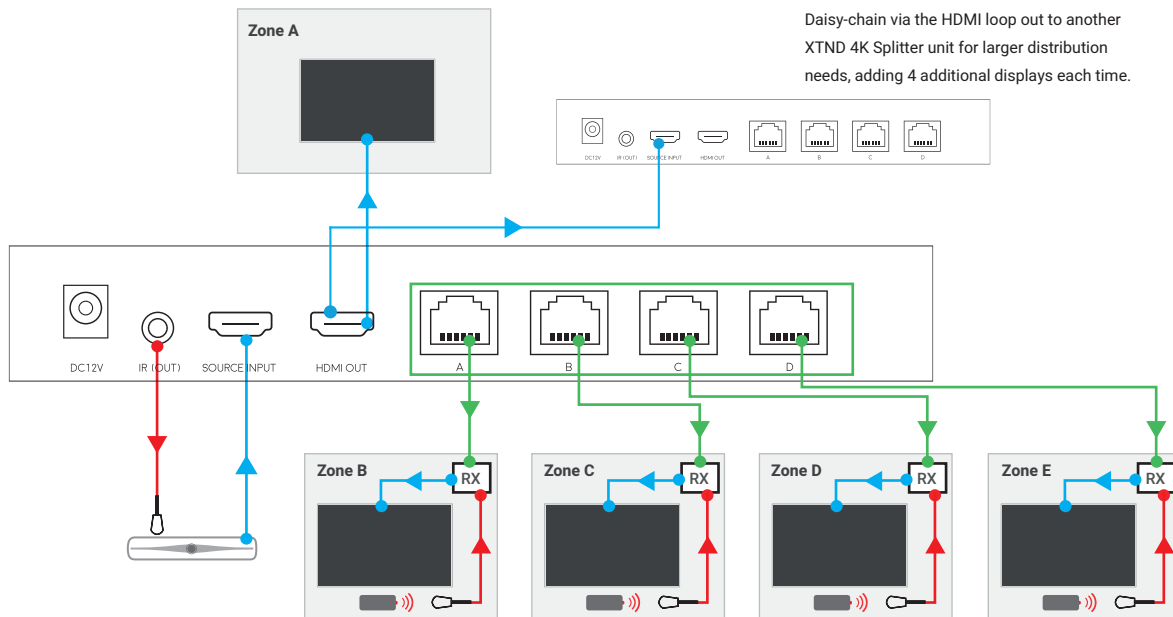
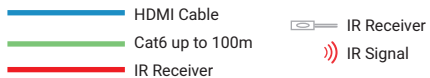
4."DC 12V1A": Used only for optional power adaptors when PoE cannot be used

5."HDMI Output": Connect the display to this port via a HDMI cable

6."IR IN": Connect an IR RX to the 'IR (IN)' port to send IR commands back to the source connected to the input on the splitter



WIRING DIAGRAM



CABLES & WIRING

Notes on your network cabling

Currently you can use Cat5e, Cat6, Cat6e, Cat6a, Cat7 or Cat7a with HDA products.

DO NOT USE COPPER CLAD ALUMINIUM (CCA) Cat 5/6/7 CABLE.

The baseline cable standard for HDanywhere systems is Cat5e. Greater distances and reliability can be achieved by using Cat6, or slightly better still with the Cat7, which have thicker copper cores and shielding for easier signal transfer.

Optimum performance

Whichever network cable type you choose, ensure that the main wiring architecture is 'solid core', not stranded 'patch' cabling. Patch cabling can be used for the last few metres of a run (say from a wallplate) but should be avoided over the longer runs as signal transfer over stranded cores is heavily reduced. The use of pre-made leads is not recommended unless you can be absolutely sure of their construction credentials (i.e. solid core 568B). For absolute optimum performance, use a single piece of Cat cable terminated directly at the transmitter and the receiver ends. Make sure to use the correct connector types i.e. RJ45 solid core crimp connectors.

Shielded cables

Unlike other systems, shielded FTP cable is not a stipulation. If however you preferred this type of cable please ensure compatible shielded accessories are used. Failure to terminate cable screen at all points can induce interference rather than eliminating it.

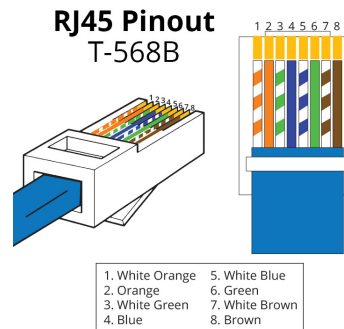
Patch panels and wall plates

If the patch panels are terminated correctly, there is minimal loss of distance, however the use of wallplates and patch panels has the potential to cause increased resistance on the cable, introducing pinch points for signal transmission, and could reduce advertised transmission lengths.

TIP – instead of using RJ45 wallplates, use brush plates instead to maintain the neat finish. A search for "brush plates" will yield many results.

Connection termination

Terminate the cabling using RJ45 connectors to the 568B wiring standard (shown below).



Notes on your HDMI cabling

HDANYWHERE recommends using suitably robust, good quality HDMI cables. It is not advised to use passive HDMI cables over 5 metres in length either on the inputs or the outputs of the matrix hub or display receivers.

In circumstances where HDMI cables longer than 5 metres are required, HDA recommends utilising an Active HDMI cable option, optical-fibre or similar.

SPECIFICATIONS

These specifications may change or be improved without notice. HDANYWHERE may not be held responsible for discrepancies.

Form factor	Aluminium chassis
Inputs x outputs	1 HDMI x 4 RJ45 HDBiT + 1 HDMI
Transmission tech.	HDBT + TPC
Video bandwidth	594MHz clock / 18Gbps data
ESD protection	± 8kV (air-gap discharge) ± 4kV (contact discharge)
Hub control	N/A
App control	N/A
Device weight	575g
Package weight	1500g
Dimensions (W/D/H)	102.5 / 212.6 / 31 mm
Power	DC12V/3A
Guarantee	2 Years
Operating temperature	32°F to 104°F (0°C to 40°C)
Storage temperature	-4°F to 140°F (-20°C to 60°C)
Relative humidity	20~90 % RH (non-condensing)
Power consumption	30W (max) 0.5W (standby)

IMPORTANT INFORMATION

Terms and Policies, including General Data Protection Regulation (GDPR) and other Data Protection Laws.

During the setup process of this device, the HDA Pro (Installer) and End-User are required to agree to a set of terms, conditions, rules, policies and license agreements, including the HDANYWHERE Privacy Policy. These terms, notices and policies are, collectively, the "Agreements". By installing or using this MHUB, you agree to be bound by the Agreements.

EU Conformity

Hereby, HDANYWHERE declares that this HDMI connectivity device is in compliance with the essential requirements and other relevant provisions of the following Directives: 2006/95/EC (LVD Directive); 2004/108/EC (EMC Directive); 1999/5/EC (R&TTE Directive). The full text of the EU declaration of conformity is available in the compliance section at HDANYWHERE.com/legals

Recycling your device properly

In some areas, the disposal of certain electronic devices is regulated. Make sure you dispose of or recycle your device in accordance with your local laws and regulations.



HDANYWHERE LIMITED PRODUCT (2 YEAR) GUARANTEE

WHO WE ARE

1. We are HD CONNECTIVITY LTD trading as HDANYWHERE ("HDA"), a limited company registered under number 06046737 in England and Wales with its registered offices at Unit 23 Link Business Centre, Link Way, Malvern, Worcestershire, WR14 1UQ.

OUR GUARANTEE TO YOU

2. We, HDANYWHERE warrant to you, the end user [MG1] of the HDA hardware (the "Products") that on the date of delivery of the Products to you, and for a period of 3 years from that date of delivery, the Products shall:

- (a) match any description that has been provided to you;
 - (b) be free from any significant defects in their design, the materials used to make them, and the way they are made;
 - (c) be of satisfactory quality (within the meaning of the Consumer Rights Act 2015); and
 - (d) be fit for any purpose held out by us.
- This 3 year period, or, if the period has been extending to 4 years in accordance with paragraph 3, will be the "Guarantee Period". We offer this guarantee to all our customers who are resident and have an address in Great Britain and Northern Ireland. [MG2]

EXTENDING YOUR GUARANTEE

3. On registering your Products with the HDA Cloud, the guarantee offered in paragraph 2 by us will automatically extend for a period of one year, provided that your registration takes place within 30 days from the date of delivery. The one year guarantee extension starts automatically from the date that the original 3 year guarantee ends.

HOW TO CLAIM ON YOUR GUARANTEE AND YOUR REMEDIES

4. Subject to paragraphs 5 and 6 of this guarantee, Your sole remedies under Our guarantee to You are as follows:

- (i) Up to 30 days: we will repair or replace your Products or provide you with a full refund of the price of the defective Products at your option.
- (ii) Up to 6 Months: we will repair or replace your Products. If we are unable to repair or replace your Products we will provide you with a full refund of the price of the defective Products.
- (iii) Up to 3 (4) Years: we will repair or replace your Products. If we are unable to repair or replace your Products we will provide you with a partial refund of the price of the defective Products based upon the devaluation of the Products since the time of purchase.

5. In order to claim under the guarantee given to you in paragraph 2 you will need to:

- (a) give us notice in writing of your intention to claim under the guarantee during the Guarantee Period, and do so within a reasonable time after finding that some or all of the Products do not comply with the guarantee set out in paragraph 2;
- (b) show that the Products that you claim are defective, have been examined by a HDA Pro or other authorised or suitably qualified installer, and that they have [MG3] confirmed in writing that the suspected defect in the Products stems solely from a fault in the HDA hardware;
- (c) give us a reasonable opportunity to examine the Products in question;
- (d) provide us with an order number and a dated sales or delivery receipt from an HDA Distributor, HDA Pro or other authorised dealer, reseller or installer of the Products.
- (e) obtain from us in advance of returning the Products a return merchandise authorisation and/or case number [MG4]; and
- (f) (if asked to do so by us) return such Products to our place of business at our cost.

CIRCUMSTANCES WHERE YOUR GUARANTEE DOESN'T APPLY

6. We shall not be liable for the Products' failure to comply with the guarantee set out in paragraph 2 in any of the following events:

- (a) If you make any further use of the Products after giving us notice of an issue in accordance with paragraph 5;
- (b) the defect arises because you failed to follow our oral or written instructions as to the storage, installation [MG5], use and maintenance of the Products;
- (c) the defect arises as a result of your use of the Products with any other software or hardware that is not compatible with the Products;
- (d) the products are used by you for any commercial purpose, including rental or demonstrative purposes;
- (e) you alter or repair the Products without the written consent of HDA;
- (f) the defect arises as a result of an act of god, fair wear and tear, or your misuse, abuse, unreasonable use, wilful damage, negligence, or abnormal storage of the Products or by any other causes unrelated to defective hardware or manufacturing;
- (g) where the serial number has been altered, defaced or removed;
- (h) where the warranty seal on the system has been altered, defaced or removed; or
- (i) where the Products differ from their description as a result of changes made to ensure they comply with applicable statutory or regulatory requirements.

TRANSFERRING YOUR GUARANTEE TO SOMEONE ELSE

7. [HDA will not accept any liability under such guarantee unless you are the original customer or can produce a letter or chain of letters from the original customer and subsequent customers (where appropriate) transferring the benefit of the guarantee to you.]

PRODUCTS THAT ARE NOT COVERED BY THIS GUARANTEE

8. This guarantee does not cover products sold and clearly marked "as is", "B-grade", or with faults. This guarantee does not apply to any system software that is preinstalled in the HDA hardware, or is subsequently provided via update or upgrade releases. Any and all HDA software is licensed to you under the terms of a separate end user licence agreement found here: [EULA Link]

HOW THIS GUARANTEE WORKS WITH OUR EULA

9. We may void this guarantee if we reasonably believe that the HDA system has been used in a manner that violates terms of our separate End User Licence Agreement (EULA) for the HDA software. You assume all-risk and liabilities associated with the use of third party products in conjunction with the Products.

YOUR STATUTORY RIGHTS

10. This guarantee is in addition to your statutory rights (including under the Consumer Rights Act) which are not affected by this guarantee

GENERAL TERMS OF THIS GUARANTEE

11. Except as provided in this guarantee, we shall have no liability to you in respect of the Products' failure to comply with the guarantee set out in paragraph 2.

12. We reserve the right to amend or withdraw this guarantee at any time although for the avoidance of doubt any guarantees that are in existence at such a time will be honoured.

13. These Conditions shall apply to any repaired or replacement Product supplied by us.

GUARANTEE CONTACT INFORMATION

To contact (support@hdanywhere.com) or call HDANYWHERE Technical Support (call charges will depend on your telephone provider. Please check with your operator for exact charges). The team is available 9am - 5pm weekdays.

To help us handle your query promptly, please have your invoice number and model SKU and serial ready.

NOTES:

NOTES:

NOTES:

Please give us your feedback

We love to hear ideas for how we might improve our products and your experiences using them. If we can make something better, we will, at the earliest opportunity. Whether that be a software or hardware change. So don't keep it to yourself, let us know. And if your idea gets used - we will credit you publicly and send you a nice gift to say thanks!

Use the uControl App to send us feedback,
or go to [HDANYWHERE.com/feedback](https://hdanywhere.com/feedback)

HDANYWHERE

©2018 HD Connectivity Ltd, trading as HDANYWHERE® or its affiliates. All rights reserved.
HDANYWHERE and MHUB 4K + logos are trademarks of HDANYWHERE® or its affiliates.